





**Site Survey - Install will be scheduled once complete**

Account \_\_\_\_\_  
 Location \_\_\_\_\_  
 Address \_\_\_\_\_  
 City \_\_\_\_\_  
 Contact \_\_\_\_\_  
 Phone/email \_\_\_\_\_

Model \_\_\_\_\_  
 Milk Type \_\_\_\_\_  
 1 or 2 Fridges \_\_\_\_\_

**Take on Site Survey**

- Tape Measure    Counter Template
- Drain Hose      Water Line
- Puck Chute      Water Connectors

<p><b>5700 Space Requirements</b></p> <p><b>Min Height</b> (reg Hoppers) 41"            With Mini Hoppers 38.1"            With XL Hoppers 44"        With waste drawer <b>add</b> 7.6"        Milk Fridge Height 20.75"        Fridge w/Cup Warmer 24.5"</p> <p style="text-align: right;"><b>Min Depth</b> 24"</p> <p><b>Note:</b> If less than 24", machine will hang over counter edge.        Client approval Signature: _____</p> <p style="text-align: right;">Minimum <b>Width</b> 27"            with 1 Milk Fridge 40"            With 2 Milk Fridges 53"</p> <p>Needed Space Available <b>Below?</b>        For solid or liquid waste, or water bottle/Flojet</p>	<p><b>Water Requirements</b></p> <p>Water Supply Requires 14.5 - 87 PSI (1-6 Bar)        Within 59" of machine</p> <div style="display: flex; justify-content: space-around;">   </div> <p><b>Drainage Requirements</b></p> <p>Supplied drain hose has a .76" internal diameter connection at machine, .82" at drain, 60" long</p> <p>If close to sink, it can attach directly to drain</p> <p>Or go to floor drain</p> <div style="display: flex; justify-content: space-around;">   </div> <p>If drain is too far, pipe will have to be installed to carry liquid waste the rest of the way</p> <div style="display: flex; justify-content: space-around;">   </div> <p style="text-align: right;">This version has a clean out!</p> <p>Drain carries liquid waste including <b>excess milk foam</b>. This foam will clog if it sits in the drain!        Drain <b>MUST</b> be a continuous rate of fall with <b>Minimum</b> of 1 inch per foot</p>
<p><b>Electrical Requirements</b></p> <p>Machine: NEMA 5-15R Receptacle        125V AC, 15 Amp, Dedicated Circuit        Within 59 inches of machine        Milk Fridge (each) 120V AC                                  50/60 Hz 130W</p> <p><b>Note:</b> Milk Fridge(s) and Machine should be on separate circuits</p> <p>Survey Completed by: _____</p>	

<p><b>4700 Space Requirements</b></p> <p><b>Min Height</b> (reg Hoppers) 39.6"          With Mini Hoppers 38.1"          With XL Hoppers 42.5"          With waste drawer <b>add</b> 7.6"          Milk Fridge Height 20.6"          Fridge w/Cup Warmer 24.5"</p> <p style="text-align: right;"><b>Min Depth</b> 24"</p> <p><b>Note:</b> If less than 24", machine will hang over counter edge.          Client approval Signature:</p> <hr/> <p style="text-align: right;">Minimum <b>Width</b> 27"          with 1 Milk Fridge 37"          With 2 Milk Fridges 48"</p> <p>Needed Space Available <b>Below?</b>          For solid or liquid waste,          or water bottle/Flojet</p>	<p><b>2700 Space Requirements</b></p> <p><b>Min Height</b> (reg Hoppers) 39"          With Mini Hoppers 37"          With XL Hoppers 42"          With waste drawer <b>add</b>          Milk Fridge Height 20.6"          Fridge w/Cup Warmer 24.5"</p> <p style="text-align: right;"><b>Min Depth</b> 21.5"</p> <p><b>Note:</b> If less than 21.5", machine will hang over counter edge.          Client approval Signature:</p> <hr/> <p style="text-align: right;">Minimum <b>Width</b> 24"          with 1 Milk Fridge 34"          Fridge on Right or Left?</p> <p>Needed Space Available <b>Below?</b>          For solid or liquid waste,          or water bottle/Flojet</p>
--	--

<p><b>1700 Space Requirements</b></p> <p><b>Min Height</b> (reg Hoppers) 31"          With Mini Hoppers 29"          With XL Hoppers 34"          With waste drawer <b>add</b> 5.5"          Milk Fridge Height 20.6"          Fridge w/Cup Warmer 24.5"</p> <p style="text-align: right;"><b>Min Depth</b> 24"</p> <p><b>Note:</b> If less than 24", machine will hang over counter edge.          Client approval Signature:</p> <hr/> <p style="text-align: right;">Minimum <b>Width</b> 20.5"          with 1 Milk Fridge 31</p> <p><b>Note:</b> Fridge must be on the Right</p> <p>Needed Space Available <b>Below?</b>          For solid or liquid waste,          or water bottle/Flojet</p>	<p><b>Space Requirements</b></p> <p><b>Min Height</b> (reg Hoppers)          With Mini Hoppers          With XL Hoppers          With waste drawer <b>add</b>          Milk Fridge Height          Fridge w/Cup Warmer</p> <p style="text-align: right;"><b>Min Depth</b></p> <p><b>Note:</b> If less than 24", machine will hang over counter edge.          Client approval Signature:</p> <hr/> <p style="text-align: right;">Minimum <b>Width</b>          with 1 Milk Fridge          With 2 Milk Fridges</p> <p>Needed Space Available <b>Below?</b>          For solid or liquid waste,          or water bottle/Flojet</p>
--	--