

HLF 4600 G



THE NEW SERIES 4600 G IS THE PERFECT SOLUTION FOR INNUMERABLE LOCATIONS. FROM THE BREAKFAST ROOM IN THE HOTELS TO THE OFFICE COFFEE ROOMS, THE 4600 G PROVIDES PROFESSIONAL RESULTS WITH EXTREMELY SIMPLICITY.

FRESH MILK.

AVAILABLE ALSO THE FRESH MILK VERSION WITH AUTOMATIC FROTHING SYSTEM.



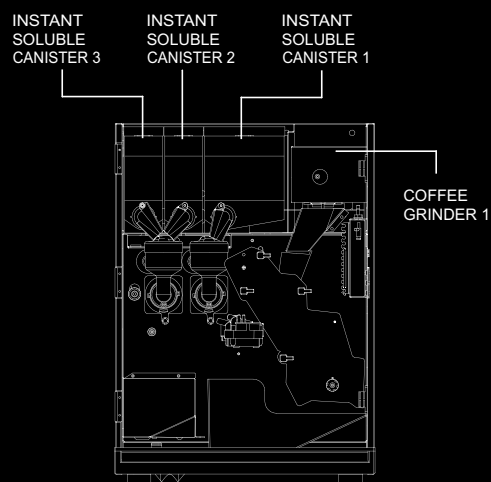
HLF[®]
ITALIAN DESIGN

WWW.HLF.IT
WWW.HLF-USA.COM
WWW.HLF-UK.COM
WWW.HLF-DE.COM
WWW.HLF-NORDIC.COM
WWW.HLF-JAPAN.COM

HLF 4600 G

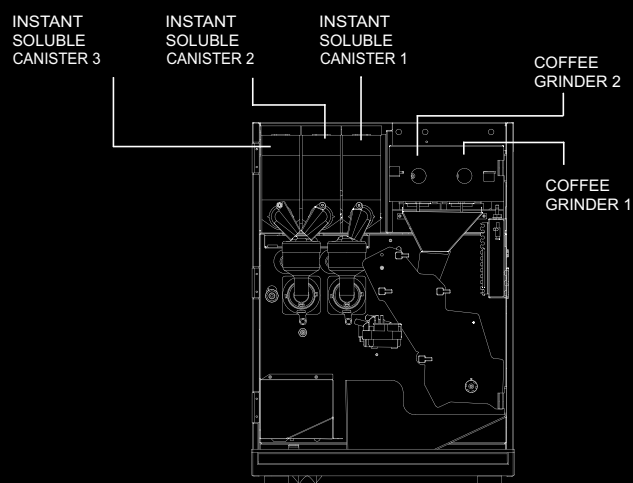
4600 G1.

PROFESSIONAL AND CLEAN DESIGN PERFECT IN EVERY HIGH LEVEL ENVIRONMENT. 4 INSTANT SOLUBLE CONTAINERS WITH A BEAN GRINDER, PROVIDE ENDLESS DRINKS COMBINATION TO SATISFY ALL THE NECESSITIES.



4600 G2.


THE 4600 G IS AVAILABLE ALSO WITH A SECOND GRINDER (4600 G2). WITH THE 4600 G2 IT'S POSSIBLE TO GET THE PERFECT "ESPRESSO" AND A REAL "AMERICANO" THANKS TO THE DIFFERENT ADJUSTMENT OF THE GRINDERS.



HLF 4600 G

ACCESSORIES.

HLF DOESN'T MEAN ONLY COFFEE MACHINES: IT'S ALSO A COMPLETE LINE OF ACCESSORIES SUCH AS CABINETS, CASH BOX, CUP WARMER, MILK FRIDGE, MILK CONTAINER.



STEAM WAND.

NEW STAINLESS STEEL AND POLISHED MATERIALS REDUCE THE AMOUNT OF MILK RESIDUE LEFT BEHIND, MAKING FOR A MORE HYGIENIC SYSTEM. A 'CAPPUCCINATORE' HAS BEEN ADDED TO THE END OF THE WAND TO MAKE THE FROTHING PROCESS EASY AND EFFICIENT FOR THE BEST POSSIBLE FOAM AUTOMATICALLY.



MILK FRIDGE.

QUALITY AND DESIGN, THIS IS THE WINNING COMBINATION WHICH PRESENTS THE MILK FRIDGE.

PRACTICAL AND EASY TO USE, THIS ACCESSORY HAS BEEN REALIZED WITH THE BEST MATERIAL, THE STAINLESS STEEL, AND OFFERS THE POSSIBILITY TO USE THE TOP SHELF AS CUP WARMER.

THE EQUATION DOES NOT CHANGE, ALL ELEMENTS HAVE BEEN DESIGNED TO PLEASE AND TO SERVE!

CONTAINERS & CAPACITIES

N. OF BEANS HOPPER	1 OR 2 (0,7 KG EACH)
N. OF POWDER CANISTERS G1	2 (1 KG EACH) + 1 (1,8 KG)
N. OF POWDER CANISTERS G2	3 (1 KG EACH)
BOILER	1 LT
DRIP TRAY	1 LT
GROUNDS DRAWER	50 PUCKS

HLF 4600 G

CONNECTIONS

VOLTAGE / TOTAL POWER	[120 VAC - 1.100 W] OR [220/240 VAC - 1.700 W]
VOLTAGE / TOTAL POWER OF "F" VERSION	[120 VAC - 2.400 W] OR [220/240 VAC - 3.000 W]
WATER CONNECTION	3 / 4 GAS

DISPENSING TIMES

WATER FLOW	18 L / H AT 120V - 24 L / H AT 230V
ESPRESSO (40 ML)	23 SEC. (150 CUPS / H)
COFFEE (100 ML)	33 SEC. (109 CUPS / H)
FRESH MILK CAPPUCCINO (140 ML)	33 SEC. (109 CUPS / H)
CHOCOLATE (125 ML)	15 SEC. (180 CUPS / H)

OPTIONALS

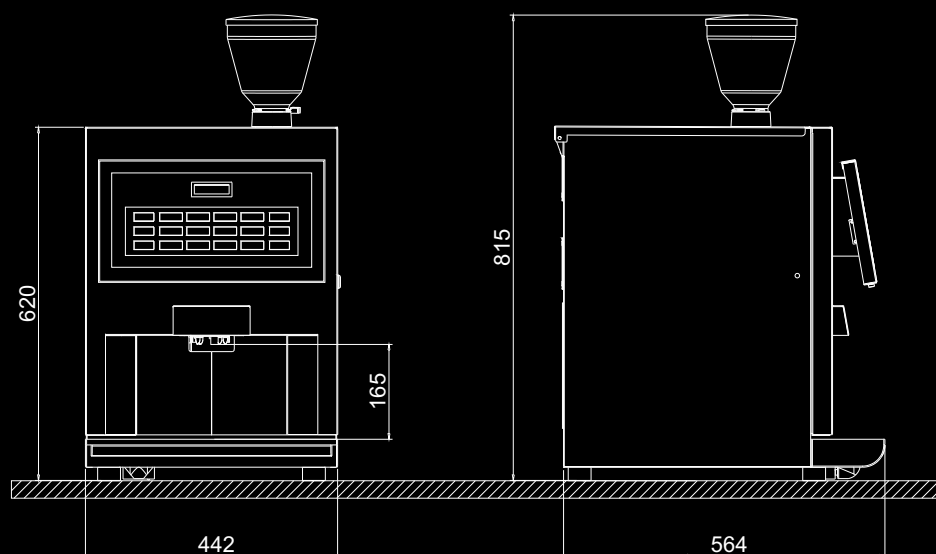
CUP RAISER
COFFEE SPLITTER
CUSTOMIZE FRONT PANEL
DRIP TRAY SENSOR
EXTERNAL WATER TANK
STEAM WAND
SECOND GRINDER
MODEM KIT

DIMENSIONS

W / D / H	442 / 564 / 815 MM
WEIGHT	45 KG

FEATURES

N° OF SELECTIONS	(12)
N° OF PRESELECTIONS	(5)
WATER TIME	(PROGRAMMABLE)
LATTE MACCHIATO FUNCTION	
POWDER PULSE FUNCTION	
ELECTRONIC DRINK COUNTERS	
AUTOMATIC CLEANING CYCLE	
DE-SCALING PROGRAM	
GROUND COFFEE COUNTER	(PROGRAMMABLE)
PC OR MODEM PROGRAMMING	



HLF[®]
ITALIAN DESIGN

WWW.HLF.IT
WWW.HLF-USA.COM
WWW.HLF-UK.COM
WWW.HLF-DE.COM
WWW.HLF-NORDIC.COM
WWW.HLF-JAPAN.COM